



CENTER FOR IMPROVING
VALUE IN HEALTH CARE

Cost of Care in Colorado

Insights from the Colorado All Payer Claims Database interactive public reports @ www.civhc.org

Overview

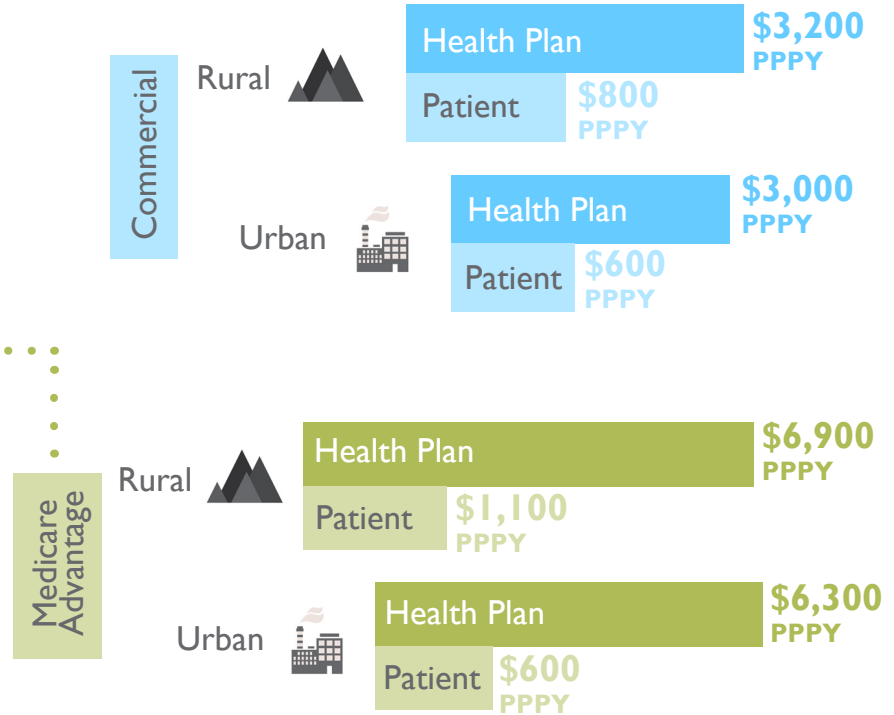
It takes nearly **\$4,000** Per Person Per Year (PPPY) to cover the health care needs of most Coloradans*

*Medicaid, Commercial, & Medicare Advantage covered lives

Rural vs. Urban

In general, expenses for rural Coloradans are higher.

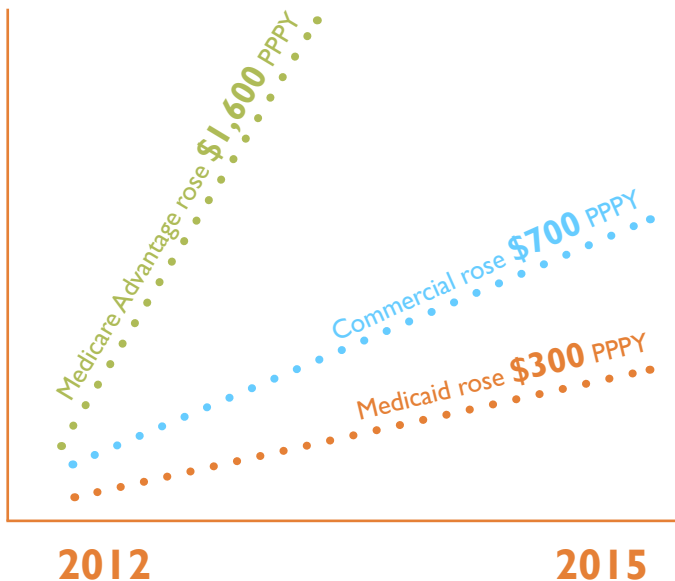
Rural Medicare Advantage patients pay **nearly double** the **out-of-pocket costs** annually compared to urban residents.



Trends

Between 2012-2015, costs to pay for **health care expenses rose an average of 6%*** across all payers.

*\$600 PPPY increase



Across all payers, **Females cost more than Males PPPY.**



...and females are most expensive between ages 35-64, and 65+.

Service Costs

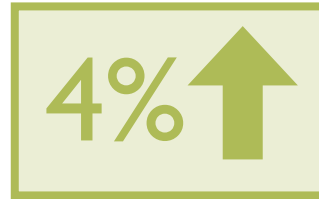
The **biggest increase** in costs across all payers is in the **pharmacy service category**. Medicare Advantage had the highest increase in pharmacy, from **\$440 PPPY to \$1,900 PPPY**.

SERVICE CATEGORY AVERAGE PERCENT CHANGE FROM 2012-2015

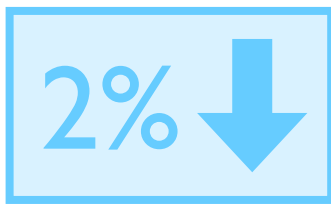
PHARMACY SERVICES



OUTPATIENT (clinic) SERVICES



INPATIENT (hospital) SERVICES



PROFESSIONAL (clinician) SERVICES*



*Professional services typically occur in inpatient, outpatient, or clinic settings and are typically billed separately.

County Profiles

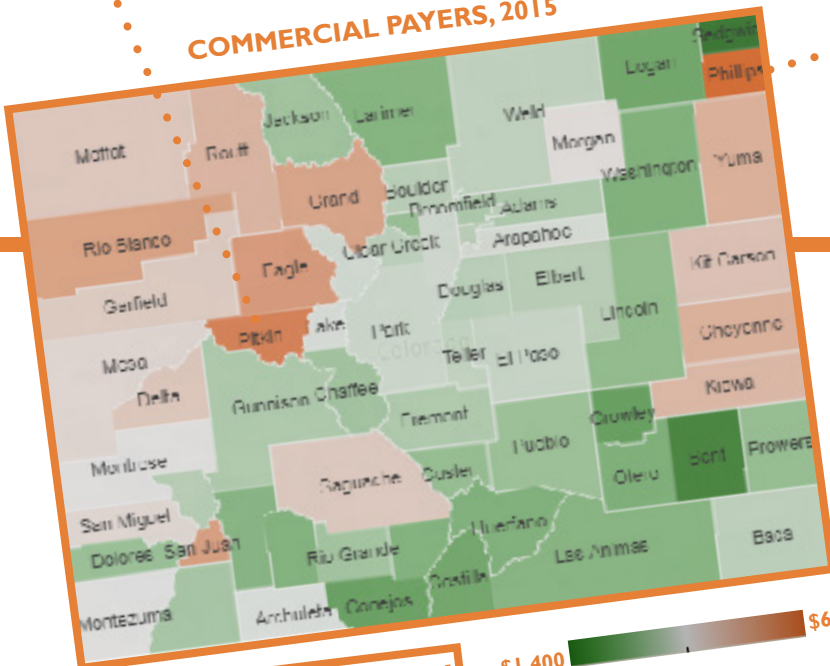
\$6,000 PPPY

Pitkin County is 68% above the state median PPPY cost for commercial payers.

Phillips County is 79% above the state median PPPY cost for commercial payers.

\$6,600 PPPY

COMMERCIAL PAYERS, 2015



Statewide Median \$3,700 PPPY

\$1,400 \$6,600

In 2015 Commercially insured annual costs were higher in some Western Slope areas and Eastern Plains areas, and lower in the Front Range and Southeast areas of the state.

To learn more, visit us at:

www.civhc.org/get-data/interactive-data/statewide-metrics/cost-of-care

Generously funded, in part, by the Colorado Health Foundation and The Colorado Trust.