



CENTER FOR IMPROVING  
VALUE IN HEALTH CARE

# Utilization in Colorado

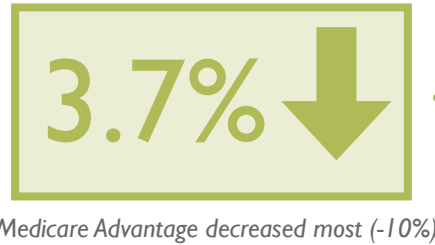
Insights from the Colorado All Payer Claims Database interactive public reports @ www.civhc.org

## Overall Trends Across All Payers 2012-2015

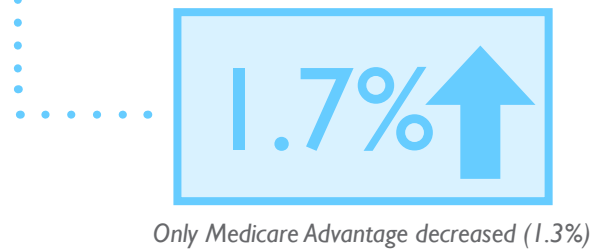
### EMERGENCY ROOM VISITS



### OBSERVATION STAYS



### UNPLANNED HOSPITALIZATIONS



### 30-DAY READMISSIONS



In general, **Rural** counties have more **OUTPATIENT SERVICES\*** than **Urban** counties. **Western Slope counties Mesa and Delta** have some of the highest rates of outpatient services.

\*Health care visits received in a hospital-based outpatient setting or ambulatory surgery center.

## Unplanned Hospitalizations - Rates/1000 Members



\*2015

Rates by payer **did not vary** much among the young population (0-17), but **did vary significantly** statewide in the older population (65+).

**Ages 65+**  
Medicaid 191  
Commercial 81

## Medicare Advantage

### Medicaid



Commercial



\*2015, Statewide

Medicaid **581**

Medicare Advantage **322**

Commercial **131**  
\*2015, Statewide

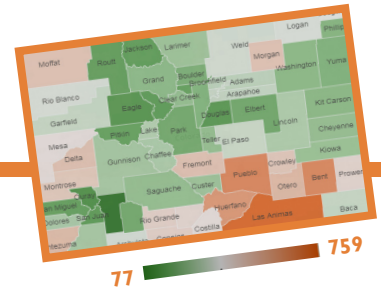


Rural has **higher** ER rates for Medicare Advantage...

...but **Urban** is **higher** for Commercial and Medicaid.



Counties in **Southern CO** have the **highest** levels of ER Visits in all age groups.



## 30-Day Readmissions

The 30-day readmissions rate is **highest for the age group 65+**.

Within this group, the population covered by Medicaid had a readmission rate nearly **five times higher** than the Commercial and Medicare Advantage populations.

Medicaid  51

Medicare Advantage  13

Commercial  10

## Pharmacy Scripts



Statewide Average:  
**10.8 Medications** per person,  
of those, **8.7 Generic**

**TRENDS**

### All Medications

Commercial **5%** ↑

Medicaid **4.7%** ↑

Medicare Advantage **2.3%** ↓

### Generics Only

Commercial **4%** ↑

Medicaid **5.3%** ↑

Medicare Advantage **3.3%** ↓

To learn more, visit us at:

[www.civhc.org/get-data/interactive-data/statewide-metrics/utilization](http://www.civhc.org/get-data/interactive-data/statewide-metrics/utilization)