



CENTER FOR IMPROVING
VALUE IN HEALTH CARE

Chronic Conditions in CO

Insights from the Colorado All Payer Claims Database interactive public reports @ www.civhc.org

Conditions Snapshot

Hypertension

12% of Coloradans were diagnosed with **hypertension** in 2015



Hypertension is the disease **diagnosed most frequently** among insured Coloradans

- **Hypertension** is more prevalent in older age groups with marked differences between payer types

Hypertension Prevalence in Adults, 35-64

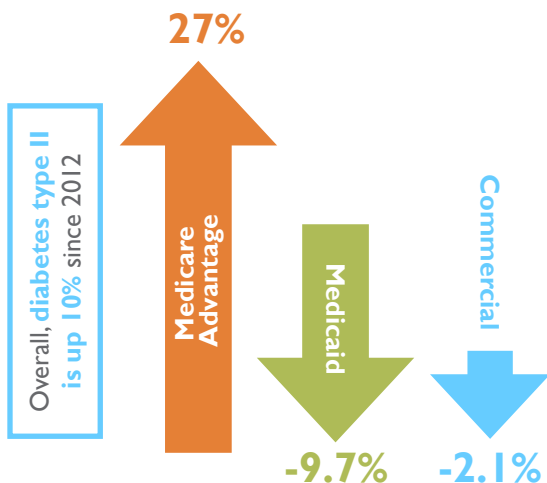


Diabetes Type II

4.8% of Coloradans had a **diabetes type II** diagnosis in 2015

Diabetes type II is highest in the **Medicare Advantage** population

Diabetes Type II Rates, 2012-2015



Depression

5.1% of Coloradans had a **depression** diagnosis in 2015

Since 2012, depression has increased...

26%



7.2% of females



3.7% of males

Depression is highest among mature adults, 35-64

Asthma

3.6% of Coloradans have **asthma**

Asthma rates have gone down across all payers since 2012

14.4%



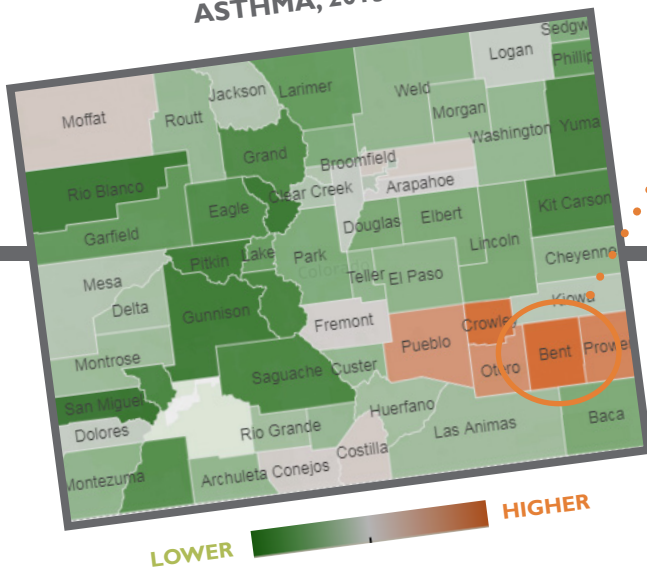
- **Asthma** is more prevalent in children with marked differences between payer types

Asthma Prevalence in Children, 0-17



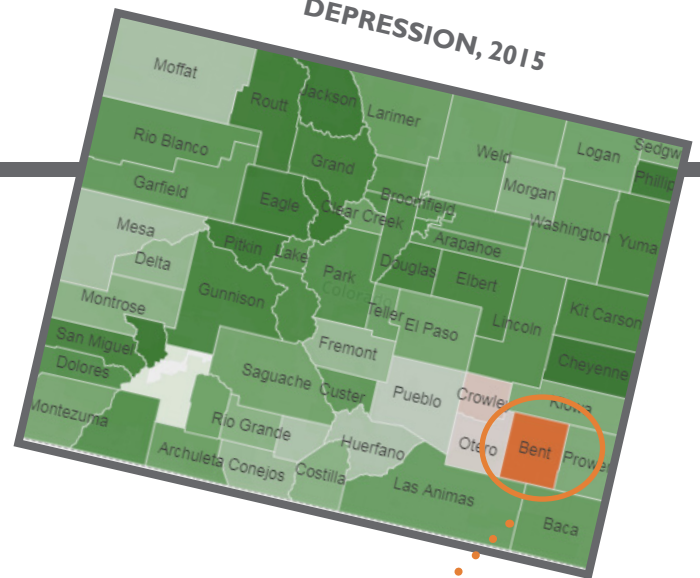
In general, **asthma, depression, and diabetes type II** rates are **highest in the Southeast** portion of the state.

ASTHMA, 2015



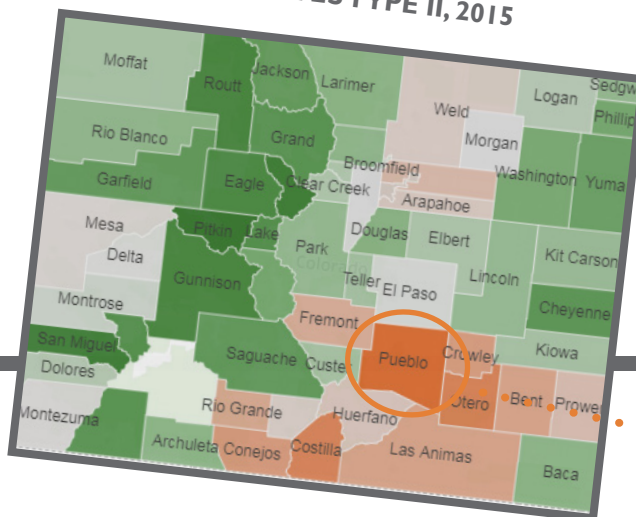
Bent County is 78% higher than statewide prevalence for **asthma**

DEPRESSION, 2015



Bent County is 197% higher for **depression** than statewide average

DIABETES TYPE II, 2015



Pueblo is 89% higher than the statewide prevalence for **diabetes type II**

Central Mountain counties, including **Gunnison, Pitkin and Eagle** have some of the **lowest prevalence** of most conditions including **Hypertension, Diabetes, COPD and CHF**.

To learn more, visit us at:

www.civhc.org/get-data/interactive-data/statewide-metrics/condition-prevalence