

# COLORADO ALL PAYER CLAIMS DATABASE SCHOLARSHIP RECIPIENTS

FY 2017-2018 to FY 2019-2020



Organization	Total Cost	Scholarship Support	Requestor Portion
<b>FY 2019-2020</b>			
<b>Employers/Purchasing Alliances</b>			
<b>Peak Health Alliance</b>			
Custom Outmigration Reports	\$20,608	80%	20%
Summit and Grand County Cost Comparison	\$23,744	80%	20%
<b>Local First</b>			
Southwest Health Alliance Cost Analysis	\$23,744	80%	20%
<b>Mesa County Public Health</b>			
Mesa County Cost Savings Analysis	\$23,744	80%	20%
<b>Garfield County</b>			
Garfield County Cost Analysis	\$23,744	80%	20%
<b>Chaffee Community Foundation</b>			
Lake and Chaffee County Cost Comparison	\$23,744	80%	20%
<b>Northern Colorado Consortium: Systems of Care Initiative</b>			
Advanced Care Directives Code Evaluation	\$3,610	80%	20%
<b>Northern Colorado Consortium: CBGH</b>			
Northern Colorado Low Value Care Tool	\$1,900	80%	20%
<b>Northern Colorado Consortium: Larimer County</b>			
Knee Replacement and Revision Episodes of Care, Knee Surgery Referral Patterns	\$21,280	80%	20%
	<b>\$166,118</b>	<b>80%</b>	<b>20%</b>
<b>Academic Researchers</b>			
<b>University of Colorado</b>			
<i>Division of Health Care Policy and Research</i>			

# COLORADO ALL PAYER CLAIMS DATABASE SCHOLARSHIP RECIPIENTS

FY 2017-2018 to FY 2019-2020



Organization	Total Cost	Scholarship Support	Requestor Portion
HIE Participation and Post-Acute Care Patient Outcomes	\$48,832	80%	20%
Colorado Clinical and Translational Sciences Institute			
Lung Cancer Screening and Proximity Report	\$27,664	80%	20%
<i>Department of Neurology</i>			
Neurology Adolescent Stroke Risk Factors	\$58,392	57%	43%
Surgical Outcomes and Applied Research Program (SOAR)			
Utilization of Emergency Care Following Bariatric Surgery	\$51,744	80%	20%
<i>Division of Geriatric Medicine</i>			
Impact of Respite Care for Persons Affected by Alzheimer's	\$25,872	80%	20%
<i>Division of Pulmonary Sciences and Critical Care Medicine</i>			
Determining Healthcare Trajectories for Patients Experiencing Critical Illness in the State of Colorado	\$37,184	80%	20%
Burden of Steroid-Related Pneumocystis Pneumonia in Colorado	\$25,984	80%	20%
<i>Department of Orthopedics</i>			
Exploring Socioeconomic Bias in Choice of Elective Treatments for Multiple Orthopedic Injuries	\$34,832	80%	20%
<i>Department of Pediatrics- pCNA Program</i>			
Parents as their Child's Certified Nursing Aid (pCNA) Program	\$50,736	80%	20%
<b>University of Denver</b>			
Incidence of Cancer Diagnosis in the Rocky Flats Region	\$4,000	80%	20%
	\$365,240	76%	24%
<b>State Agencies and Governmental Entities</b>			
<b>Colorado Department of Human Services</b>			
Children's Behavioral Health Financial Mapping	\$21,504	100%	0%
<b>Colorado Department of Labor &amp; Employment</b>			
Evaluation of Trauma Activation Fees	\$1,000	80%	20%

# COLORADO ALL PAYER CLAIMS DATABASE SCHOLARSHIP RECIPIENTS

FY 2017-2018 to FY 2019-2020



Organization	Total Cost	Scholarship Support	Requestor Portion
<b>Colorado Department of Public Health and Environment</b>			
Extract Enhancement	\$15,811	75%	25%
	\$38,315	89%	11%
<b>Nonprofits/Associations</b>			
<b>Colorado Cancer Coalition</b>			
Lung Cancer Screening Analysis	\$13,440	80%	20%
<b>Colorado Consortium for Prescription Drug Abuse Prevention</b>			
CO Opioid Use and Abuse Prevention Evaluation	\$41,888	80%	20%
<b>9Health Fair</b>			
Economic Value of 9Health Screenings	\$12,320	80%	20%
	\$67,648	80%	20%
<b>FY 2019-2020 Totals</b>	<b>\$637,321</b>	<b>78%</b>	<b>22%</b>

# COLORADO ALL PAYER CLAIMS DATABASE SCHOLARSHIP RECIPIENTS

FY 2017-2018 to FY 2019-2020



Organization	Total Cost	Scholarship Support	Requestor Portion
<b>FY 2018-2019</b>			
<b>Academic Researchers</b>			
<b>University of Colorado</b>			
<i>Department of Pediatrics</i>			
Predicting Asthma Outcomes Through Analysis of Early Respiratory Hospitalizations in Children	\$43,904	77%	23%
<i>Cancer Center</i>			
HPV Vaccination HSR Project, Evaluating the Impact of Distance and Vaccination	\$46,256	78%	22%
<i>School of Medicine</i>			
Apoyo con Carino (Support through Caring): Improving Palliative Care Outcomes for Latinos with Advanced Medical Illness	\$45,472	85%	15%
<i>Division of Cardiology</i>			
Cardiac Stress Tests and Evaluating Low-Value Tests and Their Potential Harm	\$42,560	77%	23%
<i>Colorado School of Public Health</i>			
Evaluating and Modeling REMS Drug Diffusion, Prescription & Utilization Patterns	\$47,712	79%	21%
<b>University of California Los Angeles</b>			
UCLA Youth Psychotropic Medication Use	\$59,696	75%	25%
	<b>\$285,600</b>	<b>78%</b>	<b>22%</b>
<b>State Agencies and Governmental Entities</b>			
<b>Colorado Division of Insurance</b>			
Potential Savings with Costs Associated with Reinsurance Program Repricing Claims Using Medicare Reference Based Methodology	\$35,884	100%	0%
<b>Colorado State Legislature</b>			
Understanding the Variance of Paid/Allowed Amount Among the Top 25 CPT Codes Across the State	\$9,184	100%	0%
	<b>\$45,068</b>	<b>100%</b>	<b>0%</b>

# COLORADO ALL PAYER CLAIMS DATABASE SCHOLARSHIP RECIPIENTS

FY 2017-2018 to FY 2019-2020



Organization	Total Cost	Scholarship Support	Requestor Portion
<b>Nonprofits/Associations</b>			
<b>CIVHC Analytics</b>			
Milliman/VBID Low Value Waster Calculator Extract	\$51,296	74%	26%
Palliative Care - The Costs Associated with the Care at End of Life	\$20,500	100%	0%
<b>Colorado Children's Access Program</b>			
Emergency Department Utilization Project- Evaluating the Cost Savings of Establishing Medical Homes	\$41,776	85%	15%
<b>Colorado Community Managed Care Network (CCMCN)</b>			
CCMCN Subscription- Integrating Claims Data to FQHC Clinical Data for Care Management	\$80,640	56%	44%
<b>Colorado Consumer Health Initiative</b>			
Analysis of Prescription Drug Costs, Top 20 High Volume/ High Cost Prescriptions	\$26,656	92%	8%
<b>Colorado Dental Association (CDA)</b>			
Evaluating ED Usage for Dental Pain Since the Inclusion of Dental Benefits in HFC Medicaid Plans	\$10,080	84%	16%
<b>Colorado Medical Society</b>			
Charging Patterns for Professional Services in Colorado Relating to Out-of-Network and Variations Pricing	\$33,824	82%	18%
<b>Northwest Colorado Community Health Partnerships</b>			
ED Utilization and Potentially Avoidable Costs in NW CO	\$21,504	81%	19%
<b>Lanig Family Fund - A Donor Advised Fund of Rose Community Foundation</b>			
Spinal Cord Injury Prevalence and Costs in Colorado	\$16,875	80%	20%
	\$303,151	76%	24%
FY 2018-2019	\$633,819	79%	21%

# COLORADO ALL PAYER CLAIMS DATABASE SCHOLARSHIP RECIPIENTS

FY 2017-2018 to FY 2019-2020



Organization	Total Cost	Scholarship Support	Requestor Portion
<b>Fiscal Year 2017-2018</b>			
<b>Employers/Purchasing Alliances</b>			
<b>Colorado Business Group on Health (CBGH)</b>			
CBGH Provider Report	\$24,400	75%	25%
	<b>\$24,400</b>	<b>75%</b>	<b>25%</b>
<b>Academic Researchers</b>			
<b>Dartmouth College</b>			
Pediatric Variations Between Rural and Urban Communities	\$42,112	76%	24%
<b>University of California at San Francisco</b>			
Health Care Utilization, Access to Care and Outcomes Among Adults with Complex Chronic Childhood Conditions	\$27,668	64%	36%
	<b>\$69,780</b>	<b>71%</b>	<b>29%</b>
<b>State Agencies and Governmental Entities</b>			
<b>Colorado Department of Public Health &amp; Environment</b>			
CDPHE Improving Access to LARC's	\$18,592	73%	27%
CDPHE Provider Report	\$8,750	94%	6%
<b>US Attorney's Office, District of Colorado</b>			
DOJ Opioid Working Group	\$9,000	67%	33%
<b>Colorado State Legislature</b>			
Opiate and Physical Therapy Analysis	\$11,648	100%	0%
Evaluation of top CPT codes by volume	\$8,288	100%	0%
<b>New Hampshire Insurance Department</b>			
Annual Report on Cost Drivers in New Hampshire	\$14,388	97%	3%
	<b>\$70,666</b>	<b>87%</b>	<b>13%</b>
<b>Nonprofits/Associations</b>			
<b>Colorado African Organization</b>			
Colorado Refugee ER Cost Analysis	\$8,960	67%	33%
<b>Colorado Cancer Coalition</b>			
Lung Cancer Screening Task Force	\$30,464	93%	7%

# COLORADO ALL PAYER CLAIMS DATABASE SCHOLARSHIP RECIPIENTS

FY 2017-2018 to FY 2019-2020



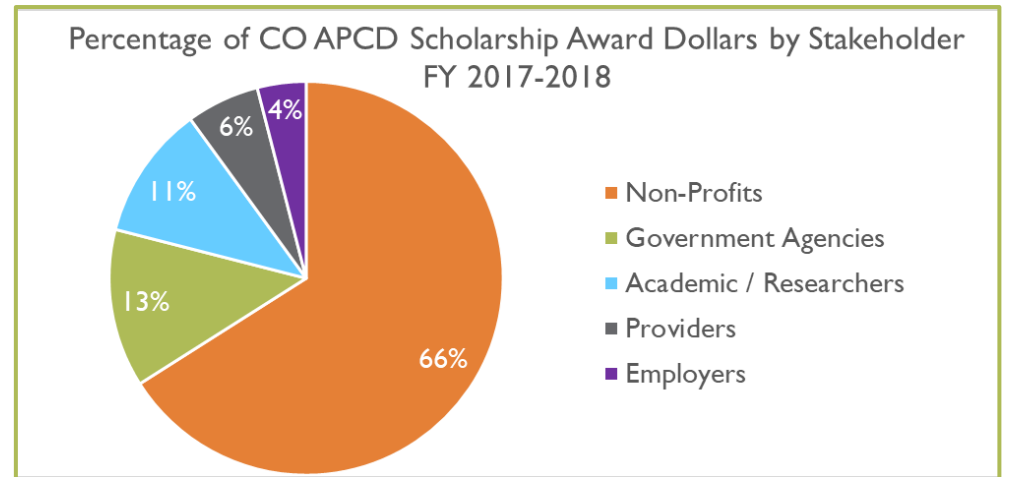
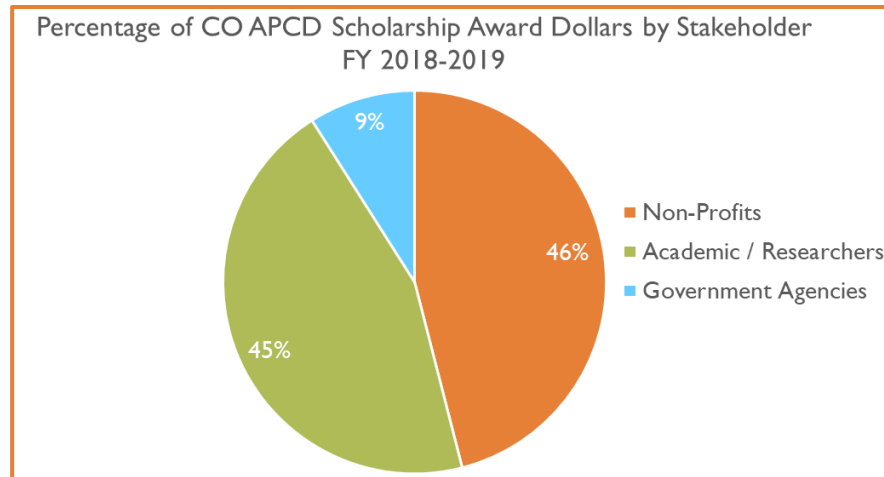
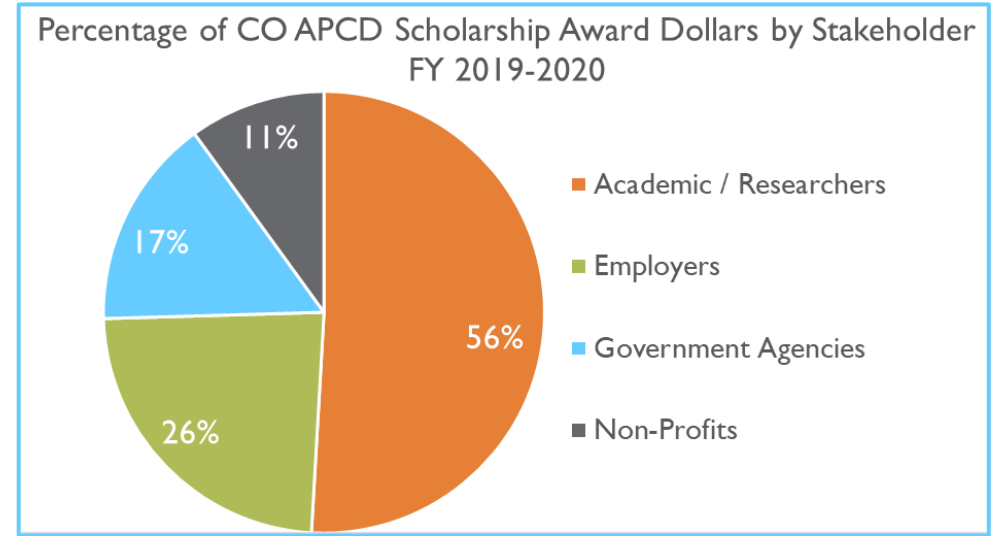
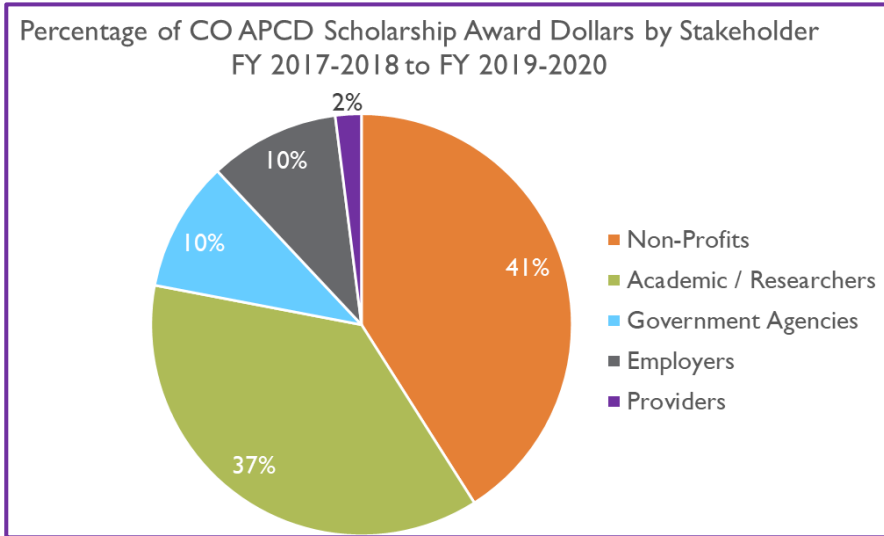
Organization	Total Cost	Scholarship Support	Requestor Portion
<b>Colorado Health Institute</b>			
Hepatitis C Study Collaboration with CDPHE	\$27,552	89%	11%
<b>Colorado Community Managed Care Network (CCMCN)</b>			
Integrating Claims Data to FQHC Clinical Data for Care Management	\$54,536	82%	18%
<b>Trailhead Institute</b>			
County Health Rankings State Profile	\$38,966	92%	8%
<b>Northwest Colorado Community Health Partnership</b>			
Pre/Post NWCCHP Intervention Analysis	\$56,448	81%	19%
<b>Doctors Care</b>			
Doctors Care Premium Evaluation	\$43,312	77%	23%
<b>San Luis Valley Public Health Partnership</b>			
Outpatient Migration Dashboards	\$15,000	80%	20%
<b>Center for Health Progress</b>			
CHP Public Reports	\$10,976	95%	5%
<b>Colorado Association of Family Physicians</b>			
HCPF-CAFP Primary Care Medicaid Project	\$15,000	87%	13%
<b>Bell Policy Institute</b>			
HMA Respite Care Impact Study	\$49,504	70%	30%
<b>Family and Intercultural Resource</b>			
Summit County Cost Analysis	\$20,720	76%	24%
<b>Catalyst for Payment Reform</b>			
CPR Scorecard Macro-Indicators	\$14,560	79%	21%
	\$385,998	82%	18%
<b>Physician Practices</b>			
<b>Boulder Valley IPA</b>			
BVIPA Physician Drill Down	\$35,000	86%	14%
	\$35,000	86%	14%
FY 2017-2018	\$583,844	81%	19%

# COLORADO ALL PAYER CLAIMS DATABASE SCHOLARSHIP BREAKOUTS BY STAKEHOLDER

FY 2017-2018 to FY 2019-2020



## By Award Dollars





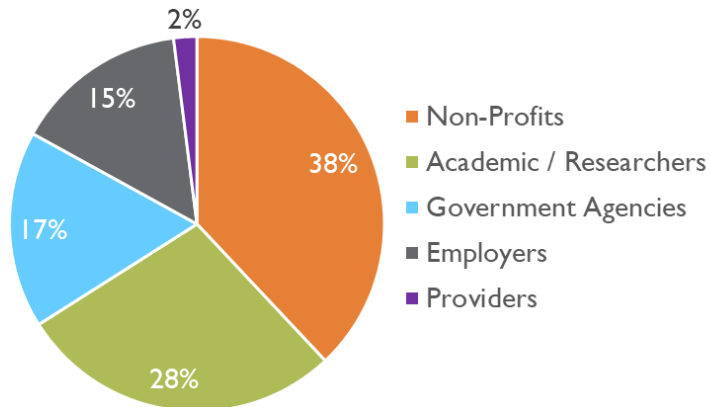
# COLORADO ALL PAYER CLAIMS DATABASE SCHOLARSHIP BREAKOUTS BY STAKEHOLDER

FY 2017-2018 to FY 2019-2020

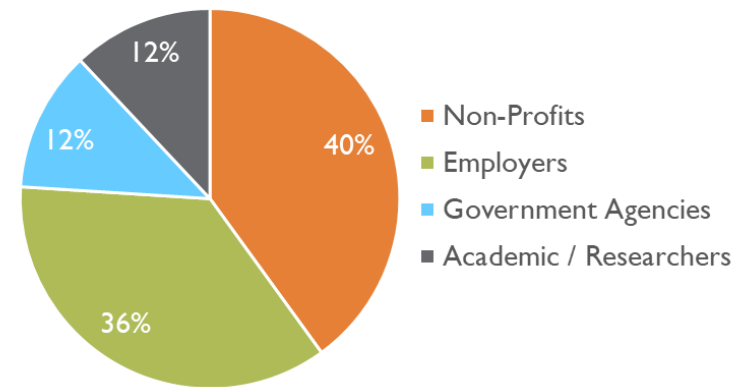


## By Project

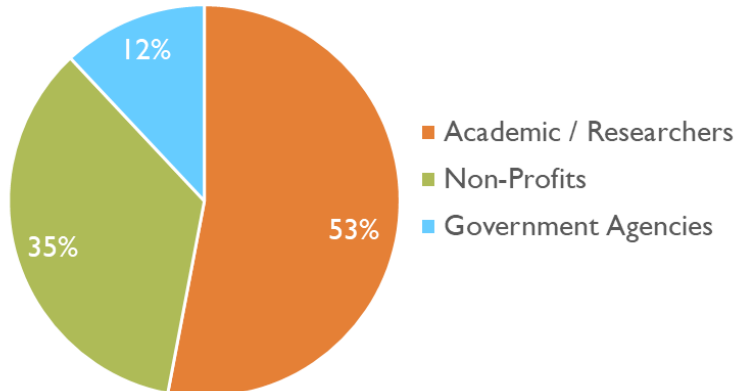
Percentage of CO APCD Scholarship Projects by Stakeholder  
FY 2017-2018 to FY 2019-2020



Percentage of CO APCD Scholarship Projects by Stakeholder  
FY 2019-2020



Percentage of CO APCD Scholarship Projects by Stakeholder  
FY 2018-2019



Percentage of CO APCD Scholarship Projects by Stakeholder  
FY 2017-2018

