

### Impact

In 2020 there were:

Over

**1 Million** Low Value Care Services\*

Resulting in **\$134M**

in spending. Or...

**11%** of total spending was categorized as **low value care**.

The **top 10** services accounted for **77%** of total low value service **spending**.

Peripheral catheters in stage III-V CKD patients **\$27.9 M**

Use of two or more antipsychotics **\$24.5 M**

Opioids for acute back pain **\$14.2 M**

Prostate Cancer Screening (PSA) **\$6.2 M**

Imaging tests for eye disease **\$5.9 M**

Coronary Angiography **\$5.8 M**

Annual Cardiac Screening **\$4.8 M**

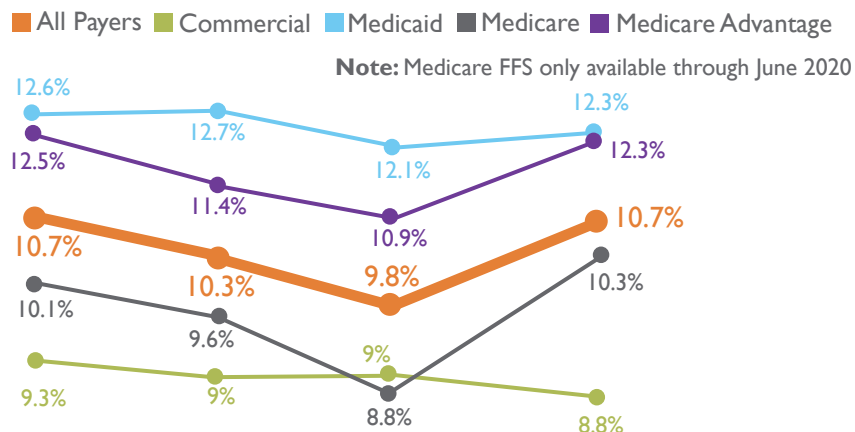
**\$4.7 M** Revascularization

Verbioplasty **\$4.6 M**

**\$4.2 M** Preoperative Baseline Laboratory Studies

### Trends

#### Percent of Spending Categorized as Low Value Care 2017-2020



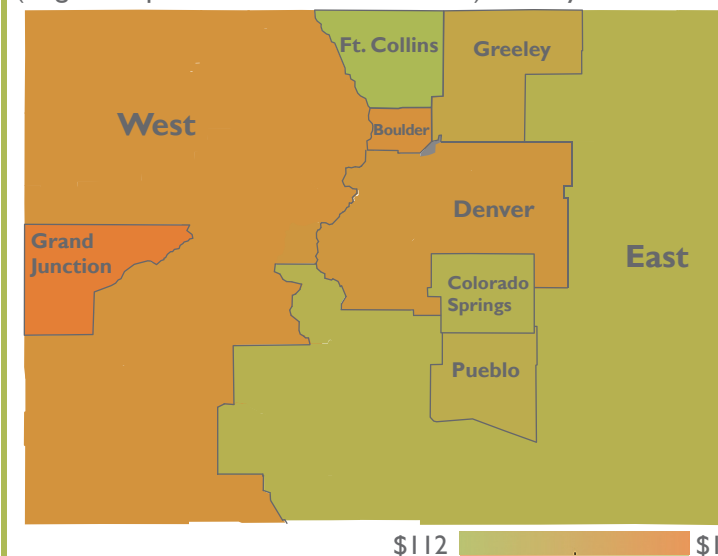
### Payer Type

#### Top Three Low Value Care Services by Payer, 2020

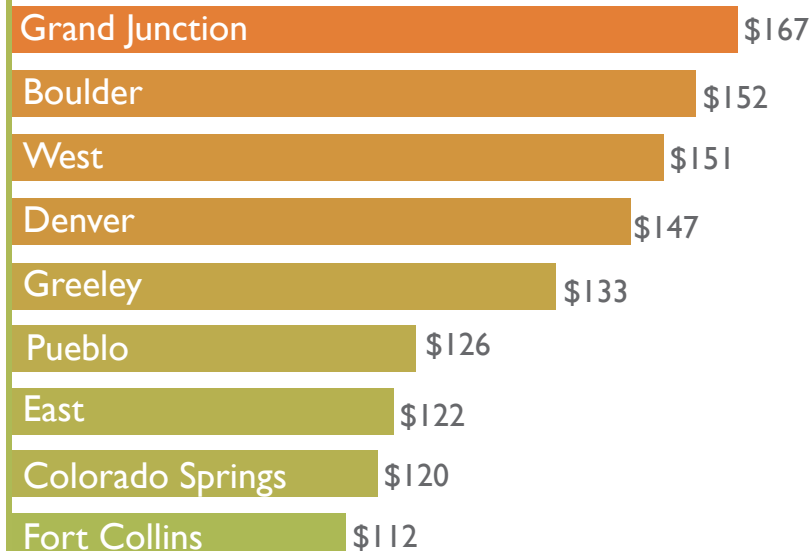
Low Value Care Service	All Payer Total Spending	Commercial	Medicaid	Medicare	Medicare Advantage
Gen. catheters in stage III-V patients	\$27.9M	\$6.8M	\$4.1M	\$374K	\$15.4M
Use of two or more antipsychotics	\$24.5M	\$1.4M	\$9.6M	\$9.8M	\$3.4M
Opioids for acute back pain	\$14.2M	\$2M	\$3.8M	\$3.5M	\$4.6M
Prostate cancer screening (PSA)	\$6.2M	\$2.4M	\$714.5K	\$1.4M	\$1.6M
Annual EKGs of cardiac screening	\$4.8M	\$3.3M	\$736K	\$325K	\$209K
Routine general health checks	\$3.4M	\$2.7M	\$479K	\$6.4K	\$20.9K

### Geographic Distribution

#### Division of Insurance Region Variation (Avg. Cost per Low Value Care Service), All Payers



#### DOI Regional Cost Variation per Low Value Care Service



Notes: Low Value Care services are those identified as Wasteful or Likely Wasteful. All Payer totals may not equal the sum across individual payers. Medicare FFS claims only available through June 2020.