



# CO APCD Advisory Committee

November 1, 2022



CENTER FOR IMPROVING  
**VALUE** IN HEALTH CARE



# Agenda

- Opening Announcements
- Operational Updates
- CO APCD Data Quality and Analytics
- Public Reporting
- Public Comment



# Open Committee Positions

- Large employers that purchase health insurance for employees
- Pharmacy benefit managers
- An organization that processes insurance claims or certain aspects of employee benefit plans for a separate entity
- Non-profit organization who demonstrate experience working with employers to enhance value and affordability in health insurance

Will be sending email announcement for open positions on CAAC and DRRC.





# Operational Updates

Ana English, MBA

CIVHC CEO and President

---

Kristin Paulson, JD, MPH

CIVHC Chief Operating Officer and General Counsel

---

Pete Sheehan

CIVHC VP of Client Solutions & State Initiatives



CIVHC  
CENTER FOR IMPROVING  
VALUE IN HEALTH CARE



# Welcome New President & CEO Kristin Paulson

- Ana English retiring at the end of this month
- Kristin will assume the President & CEO role
  - Kristin has worked with CIVHC since 2013 when she started as the Manager of Policy and Initiatives
  - Kristin currently serves as CIVHC's Chief Operating Officer and General Council, which she took over in October 2020
  - More information on the transition process to come

# FY 23 Scholarship – YTD Summary

- The CO APCD Scholarship Program is up and running as of July 1
- More information can be found here:  
<https://www.civhc.org/scholarship/>
- **Applications Approved**
  - 6 projects have been approved totaling **\$85,308** of the \$500,000 total available.
  - Leaving **\$414,692** or **83%** of the funds available for this fiscal year
  - 1 project has been withdrawn – they found another data source
- **Pending Projects**
  - Currently there are no pending projects.
  - We anticipate 3 to 4 projects will be submitted within the next 2 weeks
    - This includes 2 Data Byte projects currently under discussion for Scholarship eligibility
  - There are 12 additional projects are in various stages of feasibility and scoping

# FY 23 Scholarship – YTD Summary

Data Requestor Organization	Project	Scholarship Amount	Requestor Amount	Data/Project Total Cost
<b>Academic/Research Requests</b>				
University of Colorado Denver	22.22 Linking CO APCD data to Cancer Center Registr	\$14,811	\$7,974	\$22,785
CU Pharmacy Program	22.32 Utilization of Rx Meds during Pandemic	\$19,311	\$4,827	\$24,138
Univ of Minnesota	23.18 CO Exchange Formulary Design & Plan Choice	\$8,848	\$8,848	\$17,696
	<b>Sub-total</b>	<b>\$42,970</b>	<b>\$21,649</b>	<b>\$64,619</b>
<b>State Agency/Govt. Entity Requests</b>				
CO Chronic Kidney Disease Task Force	22.89 CKD Early Stage Screening for Kidney Disease	\$13,888	\$1,862	\$15,750
	<b>Sub-total</b>	<b>\$13,888</b>	<b>\$1,862</b>	<b>\$15,750</b>
<b>Non-Profit Requests</b>				
Peak Health Alliance	23.03 Expanding PHA's Ability to Serve Rural Colorad	\$14,000	\$3,500	\$17,500
Colorado Cancer Coalition	23.44 Lung Cancer Screening Environmental Scan	\$14,450	\$2,550	\$17,000
	<b>Sub-total</b>	<b>\$28,450</b>	<b>\$6,050</b>	<b>\$34,500</b>

	Scholarship Amount	Requestor Amount	Data/Project Total Cost
<b>Total Dollars Approved &amp; Allocated</b>	<b>\$85,308</b>	<b>\$29,561</b>	<b>\$114,869</b>

# Federal APCD Funding No Surprises Act §115

- HHS Grant Program

- \$2.5 million over 3 years for state APCD efforts:
  - \$1M each of first two years
  - \$500k in third year
- 20 \$1 million awards were included in the president's budget.
- No ETA on the awards – congress has passed a continuing resolution through at least December 16<sup>th</sup>.



# Agenda

- Opening Announcements
- Operating Updates
- CO APCD Data Quality and Analytics
- Public Reporting
- Public Comment





# CO APCD Data Quality & Analytics

Kristin Paulson, JD, MPH

CIVHC Chief Operating Officer and General Counsel

---

Alice Aguirre

CIVHC Data Quality Manager



CENTER FOR IMPROVING  
**VALUE** IN HEALTH CARE



# CO APCD Supporting Policy '22

Implementation of 2022 legislation:

## SB22-068 Provider Tool To View CO APCD Data (Rodriguez)

- Provides data about:
  - Avg reimbursement by County, DOI region, Specialty and at 25<sup>th</sup>, 50<sup>th</sup>, 60<sup>th</sup>, and 75<sup>th</sup> percentiles by CPT.
  - Includes Medicare, Medicaid, and commercial rates.
- CIVHC is producing an online tool to allow review of plan and patient paid amounts in the CO APCD
- The tool is under development for publication on the CIVHC website by 1/2023

# CO APCD Supporting Policy '22

Implementation of 2022 legislation:

## HB22-1325 Primary Care Alternative Payment Models (Kennedy)

- Requires DOI, HCPF, others to develop rules for alternative payment models for primary care in the commercial market
- CIVHC to work with DOI to develop and report on quality measures starting in 2024.
- No work has begun on this project

# CO APCD Supporting Policy '22

Implementation of 2022 legislation:

## SB22-1278 Behavioral Health Administration (Young)

- Established a Behavioral Health Administration in CDHS
- CIVHC and the BHA have had initial discussions about ongoing data needs and reporting.
- Preliminary set of measures to be sent to BHA in December.
- Full reporting needs are still being discussed and scoped for development in Q3-Q4.

# CO APCD Supporting Policy '22

Implementation of 2022 legislation:

## SB22-1370 Coverage Requirements for Health Care Products (Jodeh)

- Beginning in 2023, CIVHC will work with HCPF to produce an annual report analyzing rebates by payer and prescription drug tier.
- Initial drug rebate files with the drug tier are coming in and being cleaned and processed.
- Report requirements have not been established and will depend on the quality of the data we receive.

# CO APCD Supporting Policy '22

Implementation of 2022 legislation:

## SB21-175 Prescription Drug Affordability Board

- Requires new reporting file to be added to the CO APCD.
- CIVHC to create the file, add it to DSG 13, receive and clean the data.
- Data set including the new fields as well as data created by CIVHC analysts to be delivered to DOI in January 2023.

# CO APCD Supporting Policy '22

Implementation of 2022 legislation:

## SB22-040 Actuarial Reviews Health Insurance Mandate (Smallwood)

- Requires DOI to hire a contractor to perform actuarial reviews of proposed legislation that may impose a new health benefit mandate on health benefit plans
- CO APCD is named as a source for the data for the reviews
- Data pull was completed and delivered 9/30



# APM and Drug Rebate Annual Files Update

Test Files for the annual files were due **July 1**

Production Files for the annual files were due **Sept 1**

- All payers required to submit DR/AM files have submitted
- Team is actively reviewing results and requesting resubmissions as applicable
- Attestations
  - Starting to go out to payers
  - Due 11/1

# Agenda

- Opening Announcements
- Operating Updates
- CO APCD Data Quality and Analytics
- **Public Reporting**
- Public Comment





# Public Reporting

Cari Frank, MBA

CIVHC VP of Communication and Marketing

---

Clare Leather, MPH

CIVHC Public Reporting Program Manager



CENTER FOR IMPROVING  
**VALUE** IN HEALTH CARE



# Public Reporting

## Recent Releases

- **Affordability Dashboard: Medicare Reference Based Pricing**
  - **Affordability Dashboard:**
  - Cost of Care
  - Low Value Care
  - Prescription Drug Rebates
  - Alternative Payment Models
  - Medicare Reference Based Pricing


# Public Reporting

## Recent Releases

- **Data Bytes**
  - Gender Affirming Care
  - Delayed Preventive Care Due to COVID-19
- **Data Dives**
  - Cost of Labor and Delivery in Colorado
  - Breast Cancer Screenings in Colorado

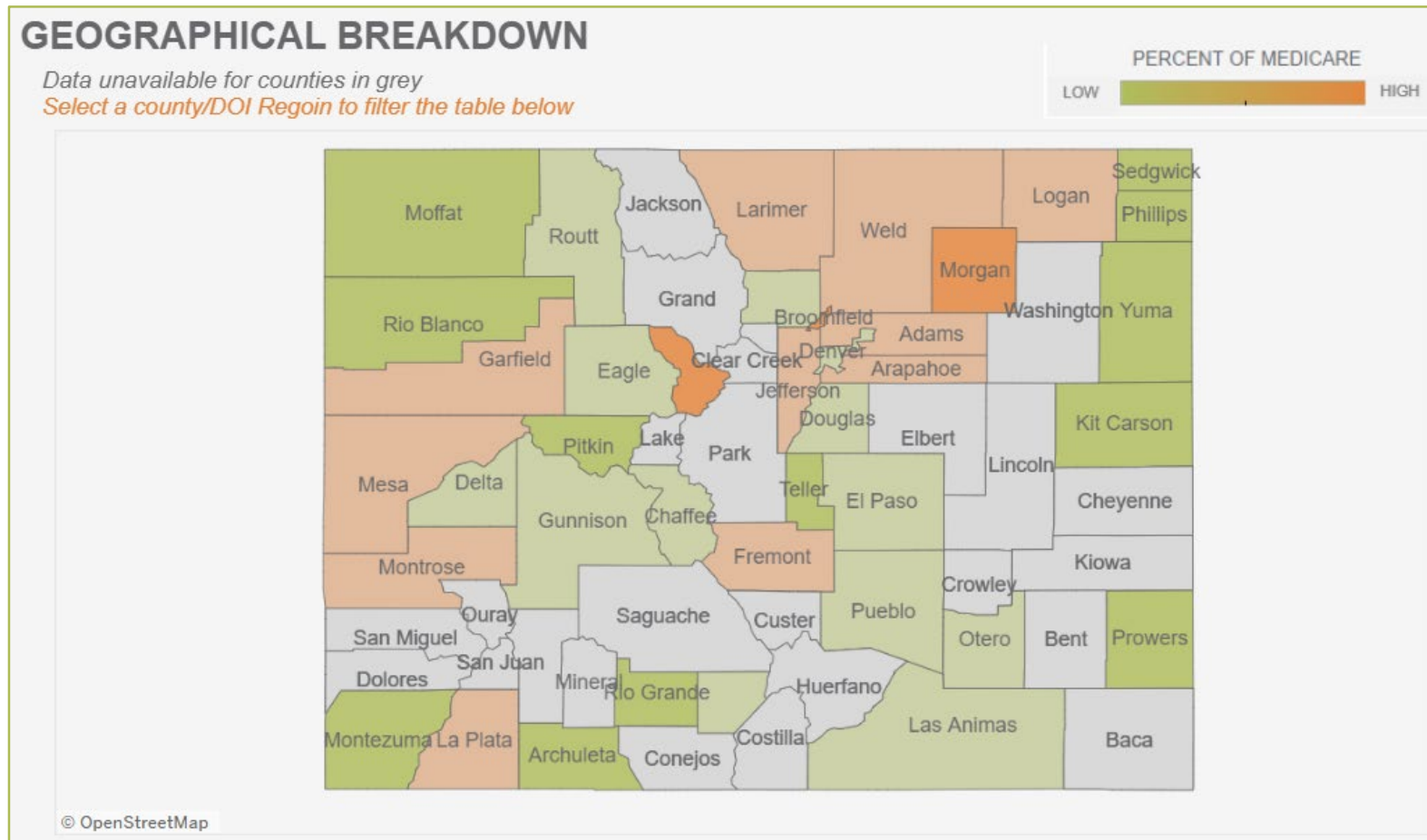
# Affordability Dashboard – Medicare Reference Based Pricing

## Results:

- Colorado's hospitals are paid an average **of more than twice Medicare rates (283% average)** for inpatient and outpatient services combined, compared to a **national average of 224%**
  - For outpatient services, Colorado hospital payments **average over three times (304%) Medicare rates** for the same services at the same hospitals, compared to a **national average of 231%**
  - Inpatient and outpatient hospital payments **in all but one (East) region of the nine DOI regions in Colorado increased** and all nine had average prices that **were higher than the national average**
- 

# Medicare Reference Based Pricing

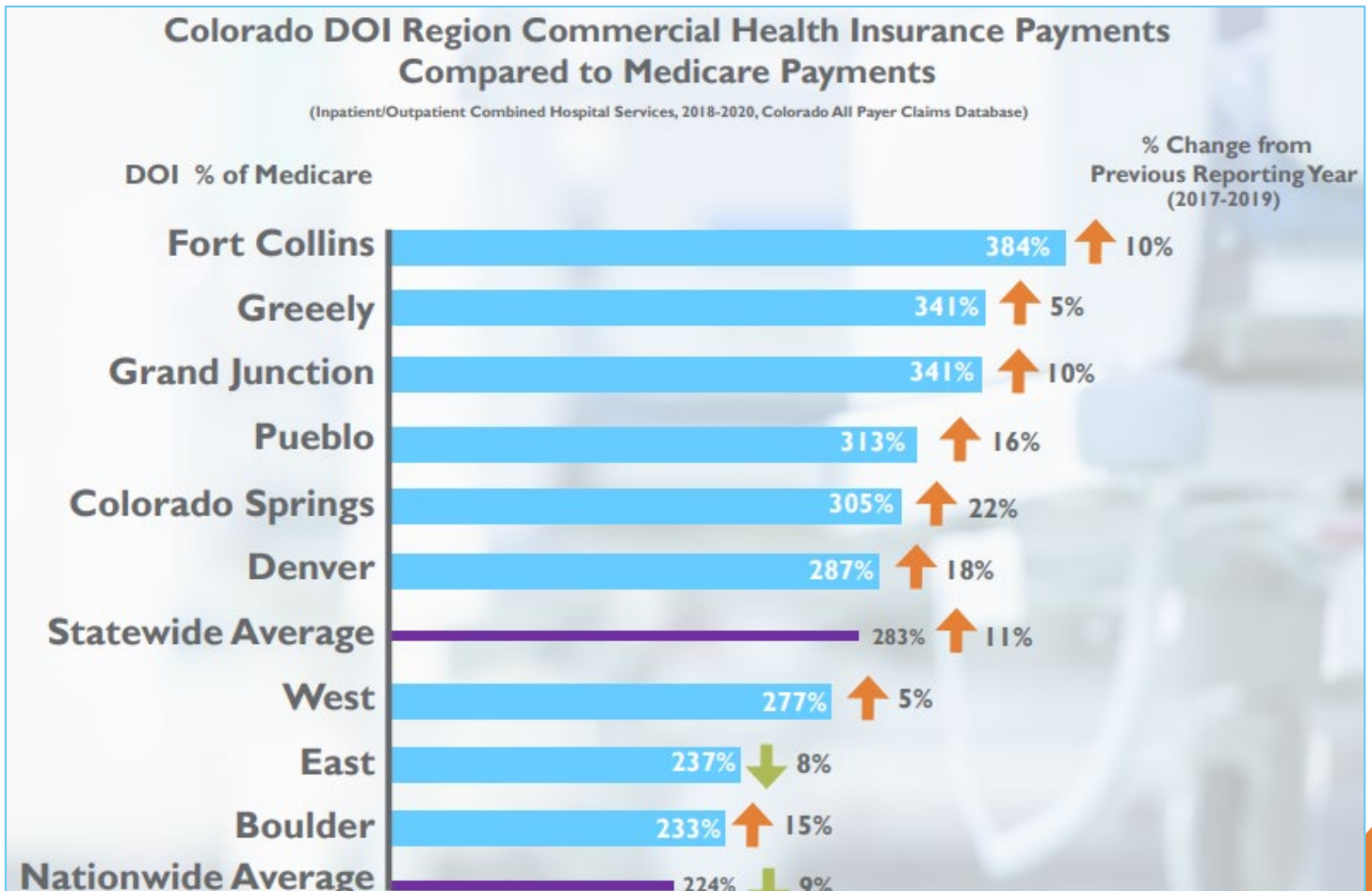
Average Percent Medicare Payments by County, Inpatient and Outpatient Services Combined, CO APCD (2018-2020)



- Hospital prices vary widely throughout both urban and rural counties

# Medicare Reference Based Pricing

Inpatient/Outpatient Combined Hospital Services, CO  
APCD 2018-2020





# New Data Bytes

- Gender Affirming Care for Youth and Young Adults

CO APCD Claims 2016-2021, including youth (17 and younger) and young adults (18-24 years)

Gender Affirming Care: Total Number of Distinct Services and Total Number of Distinct People

Year	Total # of Distinct People receiving Gender Affirming Care (Medicaid)	Total # of Distinct Gender Affirming Care Services provided (Medicaid)	Total # of Distinct People receiving Gender Affirming Care (Commercial)	Total # of Distinct Gender Affirming Care Services provided (Commercial)	Rate of Distinct People Receiving Gender Affirming Care Per 100,000 Covered Lives (Commercial)
2016	391	1,884	363	1,721	2.2
2017	632	3,536	562	3,020	3.3
2018	892	4,808	755	4,163	4.5
2019	1,134	6,638	1,012	6,044	6.0
2020	1,413	8,589	1,210	6,799	7.5
2021*	2,002	11,590	1,676	9,677	10.3
All Years	3,467	37,045	3,048	31,424	3.1

# New Data Bytes

- Impact of COVID-19 on Preventive Care

## Annual Wellness Visits: Rate of Distinct People per 1,000 Covered Lives by Payer and Rural vs. Urban CO APCD Claims 2018 – 2021, All Payers

Year	Rate of Distinct People Utilizing an Annual Wellness Visit per 1,000 Covered Lives (Commercial)	Rate of Distinct People Utilizing an Annual Wellness Visit per 1,000 Covered Lives (Commercial), Urban	Rate of Distinct People Utilizing an Annual Wellness Visit per 1,000 Covered Lives (Commercial), Rural
2018	33.99	34.51	30.22
2019	34.36	34.91	30.32
2020	28.56	28.85	26.65
2021	33.96	34.50	29.96

# Data Dive: Cost of Labor and Delivery in Colorado

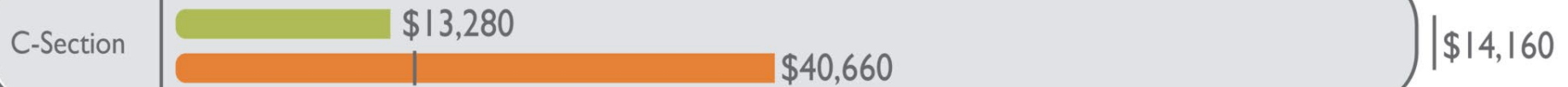

Published September 2022

## Variation in Prices for Labor and Delivery, 2019 Colorado All Payer Claims Database

Visit [www.civhc.org/shop-for-care](http://www.civhc.org/shop-for-care) for named facility comparisons for these procedures as well as costs for imaging and x-ray procedures.

**LOWEST/HIGHEST** FACILITY MEDIAN

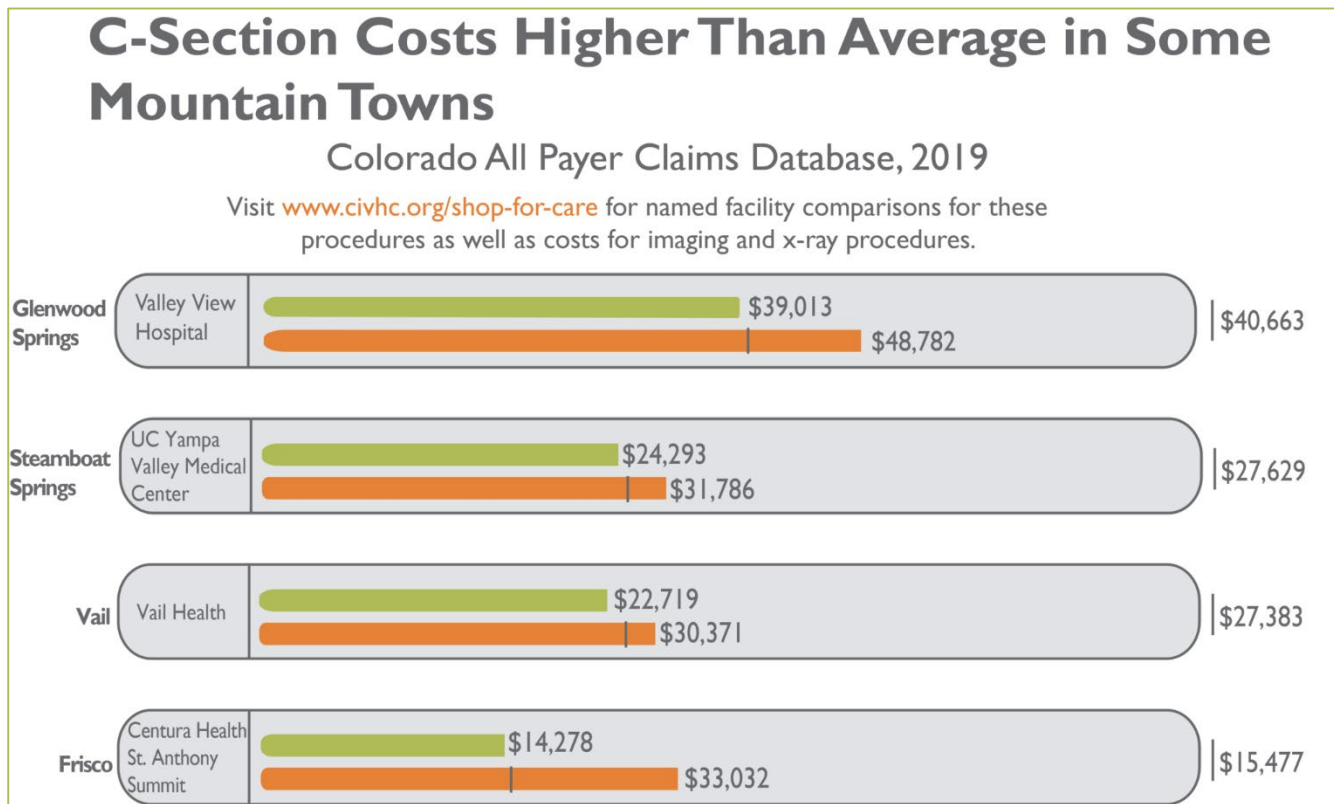
| STATEWIDE MEDIAN



- Costs for both vaginal delivery and C-Sections in Colorado are lower than national averages

# Data Dive: Cost of Labor and Delivery in Colorado

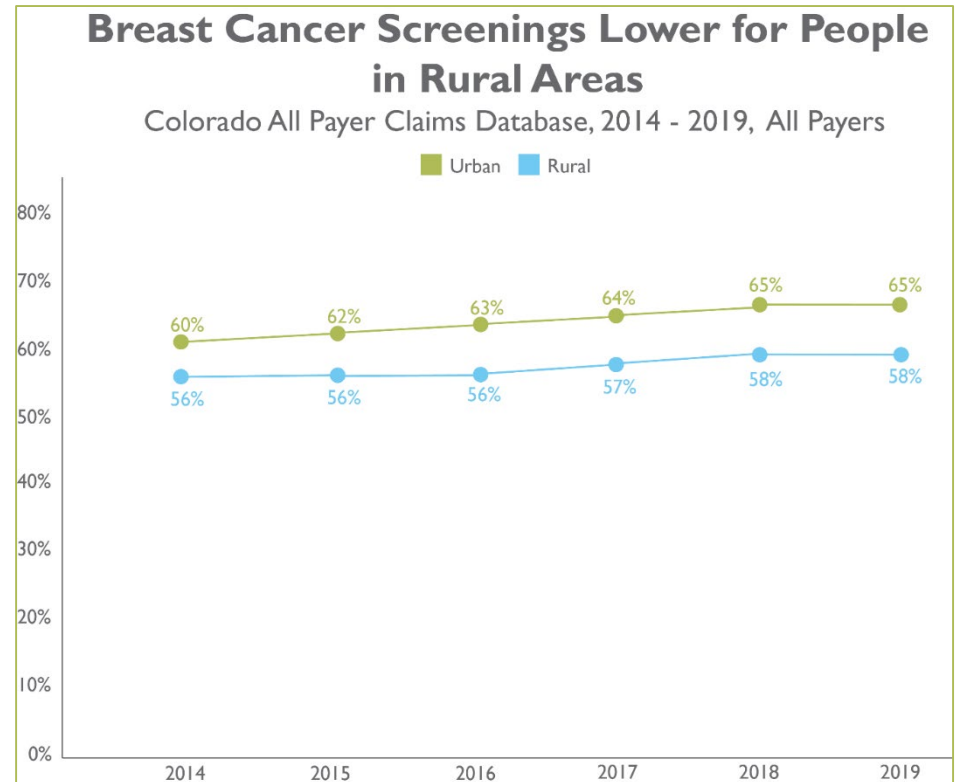
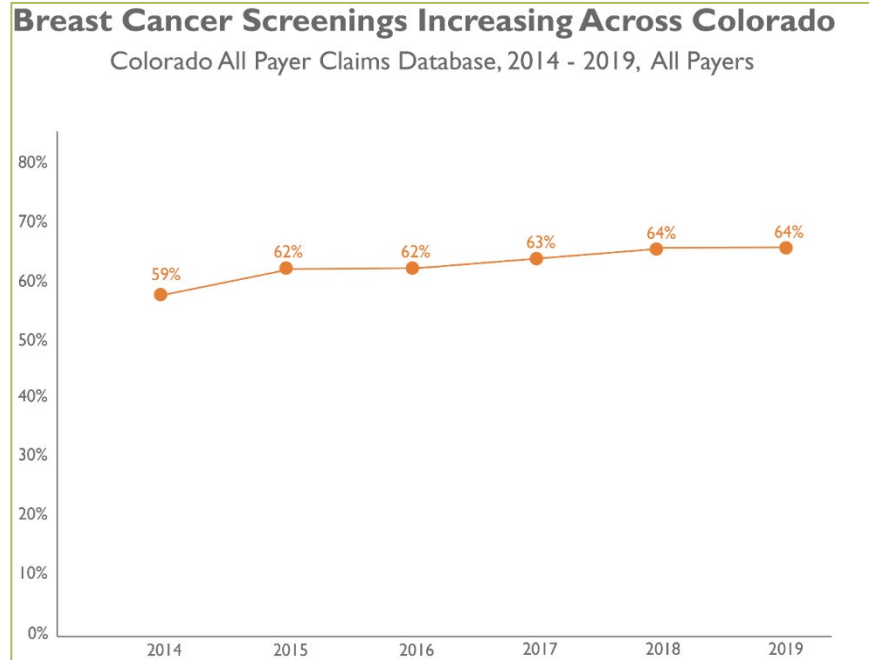
Published September 2022



- In general, in Colorado's mountain resort towns, costs for both vaginal delivery and C-Sections tend to be notably higher than the rest of the state

# Data Dive: Breast Cancer Screenings

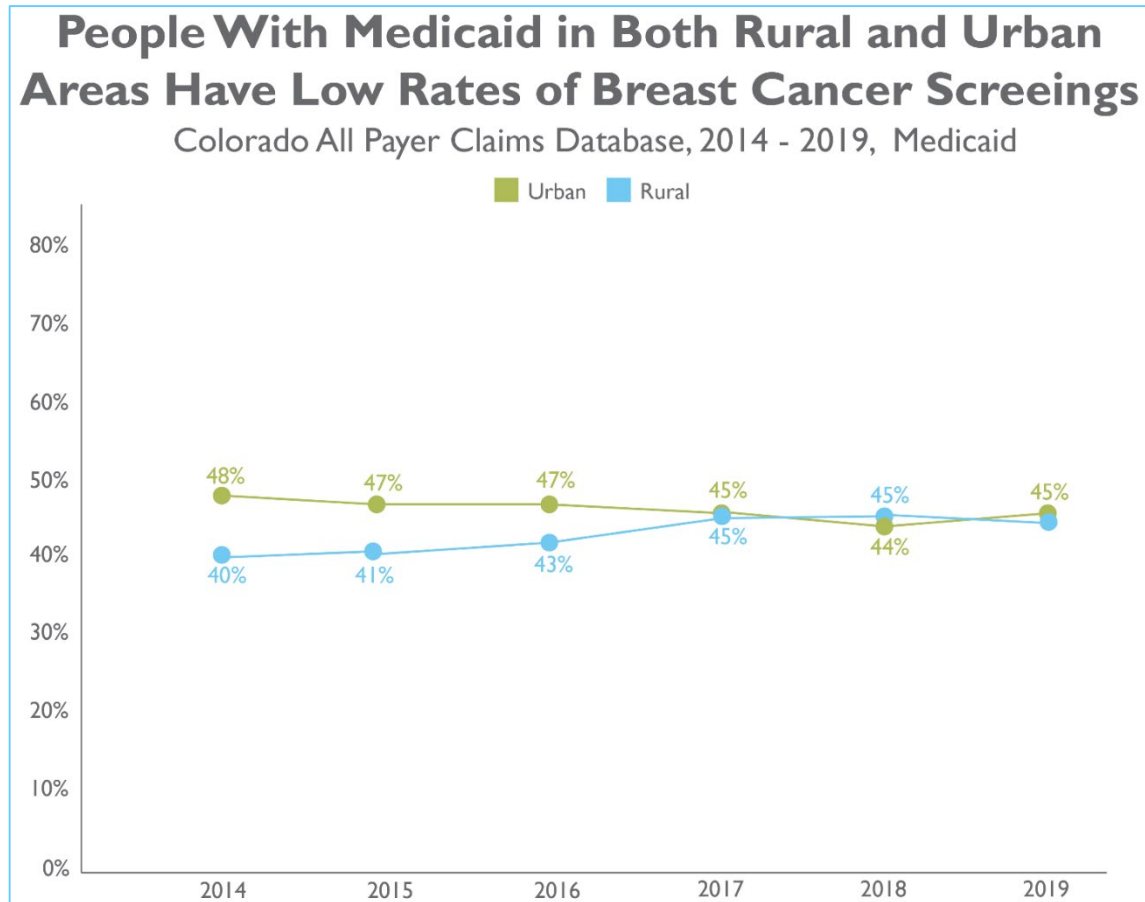
Published October 2022



- Breast cancer screenings have improved by 8.8% in Colorado 2014-2019
- Despite improvement, breast cancer screening rates remain lower for rural populations

# Data Dive: Breast Cancer Screenings

Published October 2022



- Breast cancer screening rates are significantly lower for people with Medicaid in both rural and urban areas

# Upcoming Public Reports for FY 2022-23

- Data Bytes:
  - Vasectomies and Contraception (Utilization and Cost) – November
  - ED Use for Mental Health Needs - November
- Shop For Care
  - User experience/Spanish update Fall 2022
- Telehealth Services Analysis Version 5
  - Update Nov 2022 with Race/Ethnicity
- Provider Tool
  - Release January 2023



# Upcoming Public Reports for FY 2022-23

- Community Dashboard
  - Update February 2023
  - Separate SDOH scatter plot using Census Tract geocoding
- Affordability Dashboard: APMs
  - Update February 2023
- Affordability Dashboard: Cost of Care
  - Update March 2023
- Affordability Dashboard: Low Value Care
  - Release April 2023



# Public Reporting Calendar for FY 2022-23

- Affordability Dashboard: Drug Rebates
  - Update May 2023
- CO APCD Insights Dashboard
  - Update June 2023
- Affordability Dashboard: Medicare Reference Based Pricing
  - Release June 2023

# CO APCD Annual Report Review

- Per legislation, Annual report due by March 1<sup>st</sup> of each year, and submitted by CIVHC and the Advisory Committee
- Officially submitted to the governor's office and legislators but also made public on our website
- This year looking to update the format to an online version that will have options for deeper dives into various topics
- Plan to have draft text to committee before next committee meeting in February

# New CIVHC.org

- CIVHC is in process of rebuilding our website
- Enabling better search functionality and user experience
- Updating host platform for better performance and reliability
- Would like Advisory Committee input for those willing to test/review the new site
- Will be sending out an email blast to review in late 2022/early 2023

# Agenda

- Opening Announcements
- Operating Updates
- Public Reporting
- CO APCD Data Quality and Analytics
- **Public Comment**





# Public Comment



CENTER FOR IMPROVING  
**VALUE** IN HEALTH CARE



# Future Meeting Schedule

2023

- February 7<sup>th</sup>
- May 2<sup>nd</sup>
- Aug 1<sup>st</sup>
- Nov 7<sup>th</sup>
- 2pm-4pm
- Virtual until otherwise noted